



RADIO TIMING® GTC Rack 19'' 1U

Master clock with built-in programmer unit and impulse output (either 1A/24V parallel minute impulse or half-minute serial reversed pulse).

Automatic and programmable Daylight Saving Time
Automatic time setting when switched on.

Internal Time Base

Microprocessor quartz time base, **Radiosynchronisable**: 3.6864 MHz
Accuracy: +/- 0.1 sec/24 hours between 20°C to + 30°C.


Security

- In case of power failure, back up of Time keeping and Program for up to 10 years ensured by lithium battery.
- Memorization of impulses and rapid synchronization of slave clocks when power is on.
- Protection filter against over voltage and industrial interferences

Specifications

Power supply possible	230 VAC – 50/60Hz type IEC 60320 defined C14 115 VAC – 50/60Hz type IEC 60320 defined C14
Power Cable	IEC 60320 defined C13 / MALE SCHUKO 2 (EUROPE) & (Type F)*
Certifications	CE, EN 60950 (safety), EN 55022 (EMC transmission), EN 55024 (EMC immunity)
Maximal Consumption	45 VA
IP	31
MTBF	100 000 h
MTTR	Mother board: 10 min Display board: 5 min Output board: 5 min
Weight	2,6 kg max
Dimensions	482 x 44 x 266mm (LxHxD)
Display	LCD graphics 4 lines 20 backlit characters blue
Operating temperature	-10° to 50°C
Storage temperature	-20° to 70°C

*For other types of power cables, refer to the power cable reference table



Key features

- Display of date and time on LCD screen
- Compact Product
- Easy programming via front panel keyboard
- Back up of Time keeping and Program for up to 10 years ensured by lithium battery
- Program retaining ensured by flash memory storage

Synchronization inputs

- DCF (Europe)
- GPS without external power supply up to 100m on a single pair tel cable (via a GPS/DCF converter)
- AFNOR NFS87500 (IRIG B)

Synchronization outputs

- Default parallel reversed pulsed minute 24V/1A or ½ serial minute (can drive up to 140 units of GORGY TIME clocks)
- AFNOR NFS 87-500/IRIG B 1000Hz. (can drive up to 250 units of GORGY TIME clocks)

Programmer

Built-in **weekly programmer** can also be used for **annual events schedules** such as: national holidays and school vacations. It operates on Timing or ON/OFF mode.

- **Programming by keyboard on front face**
- **3 independent relays, voltage-free output**, breaking capacity 250 volts 10 A
- **1 pre-wired 230-volt output relay**, 10A breaking capacity
- **Option: 2 additional dry-contact relays**

RADIO TIMING® GTC Rack 19" 1U

		ITEM CODE					
		4550					
			↑	↑	↑	↑	↑
VERSION SYNCHRONIZATION INPUT							
Standalone <input type="checkbox"/>		2					
AFNOR NFS 87-500 / IRIG B Receiver – 2 points screw terminal block <input type="checkbox"/>		8					
⁽¹⁾ DCF Radiosynchronization (antenna not included) – 2 points screw terminal block <input type="checkbox"/>		D					
⁽¹⁾⁽²⁾ GPS synchronization without time offset (antenna not included) – 2 points screw terminal block <input type="checkbox"/>		G					
⁽¹⁾⁽²⁾ GPS synchronization with time offset (antenna not included) – 2 points screw terminal block <input type="checkbox"/>		J					
POWER SUPPLY							
230 VAC – 50/60Hz <input type="checkbox"/>		0					
115 VAC – 50/60Hz <input type="checkbox"/>		1					
PULSE OUTPUTS							
Parallel reversed pulse minute 24V/1A – 2 points screw terminal block <input type="checkbox"/>		3					
Or 1/2 minute reversed serial minute 48V output – 2 points screw terminal block <input type="checkbox"/>		5					
EXTENSION DE SORTIES AFNOR							
Without <input type="checkbox"/>		0					
With AFNOR NFS 87-500 / IRIG B output – 2 points screw terminal block <input type="checkbox"/>		8					
EXTENSION DE SORTIES ASCII							
Without <input type="checkbox"/>		0					
2 ASCII RS 232 (GT) outputs – 5 points screw terminal block <input type="checkbox"/>		A					
1 ASCII RS 485 (GT) output – 5 points screw terminal block <input type="checkbox"/>		R					
OPTION							
2 additional dry contact relays – 4 points screw terminal block <input type="checkbox"/>							R
Tropicalization <input type="checkbox"/>							U

¹⁾ For the antennas please refer to the antenna table below

²⁾ Offset from france. For the offset, specify the city where the device will be located. (See table)

OPTION: CONFIGURATION

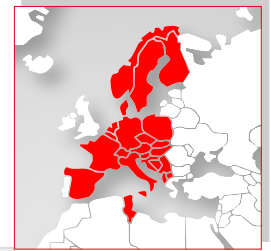
Programming of relays and synchronization outputs.

Net Price exc. tax: 124 €

Ability to configure and program the equipment in the factory according to the customer information. In that case, add an extra line in the order.

ANTENNA		ITEM CODE
DCF Antenna with 4m cable <input type="checkbox"/>		3D6
DCF Antenna with 7m cable <input type="checkbox"/>		3D7
GPS Antenna with 10m cable frozen configuration: local time Europe <input type="checkbox"/>		3G10-V4
GPS Antenna with 10m cable DSF configuration (with configurable time offset) <input type="checkbox"/>		3G10-V3

RADIO TIMING® GTC




Use in local French time (same time zone)

(Only for France, Spain, Italy, Germany, Netherlands, Switzerland, Norway, Sweden, Belgium, Luxembourg, Monaco, Austria, Bulgaria, Poland, Czech Republic)

SYNCHRO. SOURCE	DESCRIPTION	TIME OUTPUT	
GPS	3G antenna in French local time	Output in local French time only	G
AFNOR/IRIG-B (local)	The AFNOR signal must be in local French time	Output in local French time only	8
DCF	Standard	Output in local French time only	D
ASCII local	The ASCII signal must be in French local time. ASCII GT or Horoquartz protocol only	Output in local French time only	A: RS232 R: RS485/RS422
Standalone	Standard	Output in local French time only	2



Use in other countries or in UTC time

SYNCHRO. SOURCE	DESCRIPTION	TIME OUTPUT	
GPS local	Factory-configured 3G1 antenna	Outputs in local time only Specify the country in BE remarks	J
GPS UTC	Factory-configured 3G1 antenna	Outputs in UTC time only Specify "output in UTC" in BE remarks	J
AFNOR/IRIG-B (local)	The AFNOR signal must be in local time	Outputs in local time only	8
AFNOR/IRIG-B (UTC)	The AFNOR signal must be in UTC	Outputs in UTC only	8
DCF	Not available	Not available	Not available
ASCII (local)	Le signal ASCII doit être en heure locale. Protocole ASCII GT ou Horoquartz uniquement.	Outputs in local time only	A: RS232 R: RS485/RS422
ASCII (UTC)	Le signal ASCII doit être en heure UTC. Protocole ASCII GT ou Horoquartz uniquement.	Outputs in UTC only	A: RS232 R: RS485/RS422
Standalone	<p>Standard</p>  <p>Avoid using this configuration in countries with a time change policy.</p>	<p>Outputs in local time only</p> <p>No DST management (summer/winter time change not managed by the master clock)</p>	2